

We would like to introduce how to use our app to order in details. You can download our App from Google Play or Apple App Store by Search **AusFreshMeat**. If you have more questions, please feel free to contact us by phone (03 9372 1288) or Email (support@aus-fresh-meat.com.au).

1. Setup account

- 1) Call or email us your shop details (shop name, email address and contact number) to setup the account.

2. Login

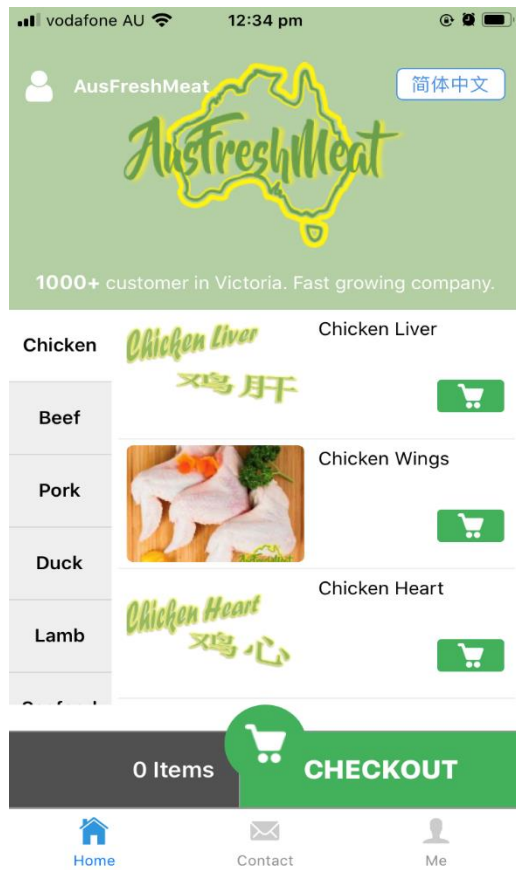
- 1) Press **Me**.
- 2) Enter your registered email address and passwords (*initial password is 123456*).

3. Forgot and reset password

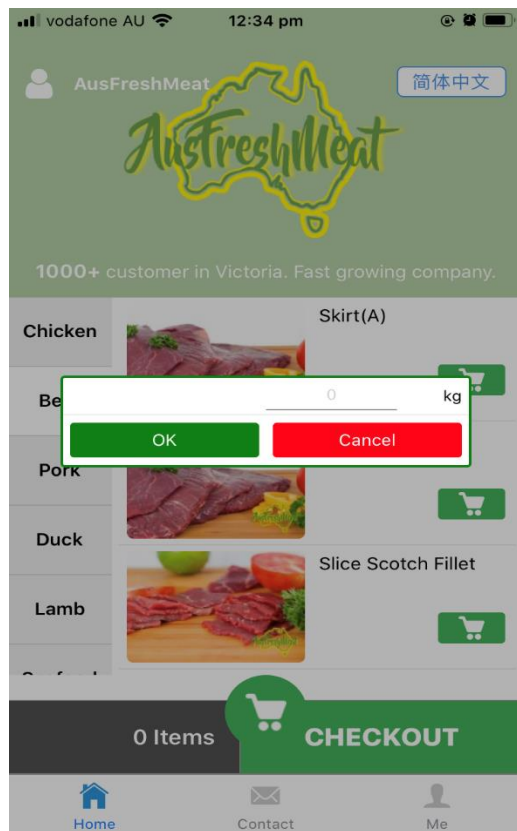
- 1) Press **Forgot your password?**
- 2) Enter your registered email,
- 3) Open the email we sent to you and reset your password (the email might in the junk mailbox, please check).

4. Choose Items

- 1) Press **Home**,
- 2) Select item by press shopping cart logo on each item (*Chicken bone and pork bone are under other category*),



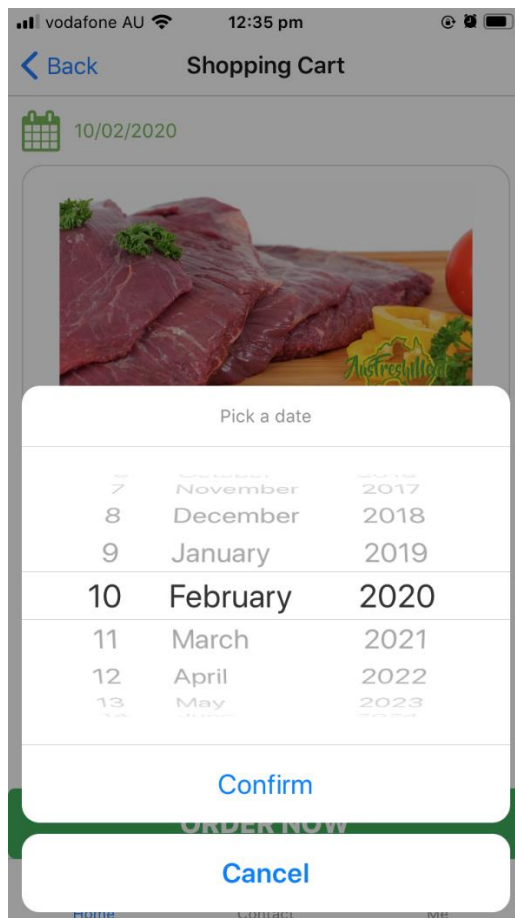
3) Put in quantity,



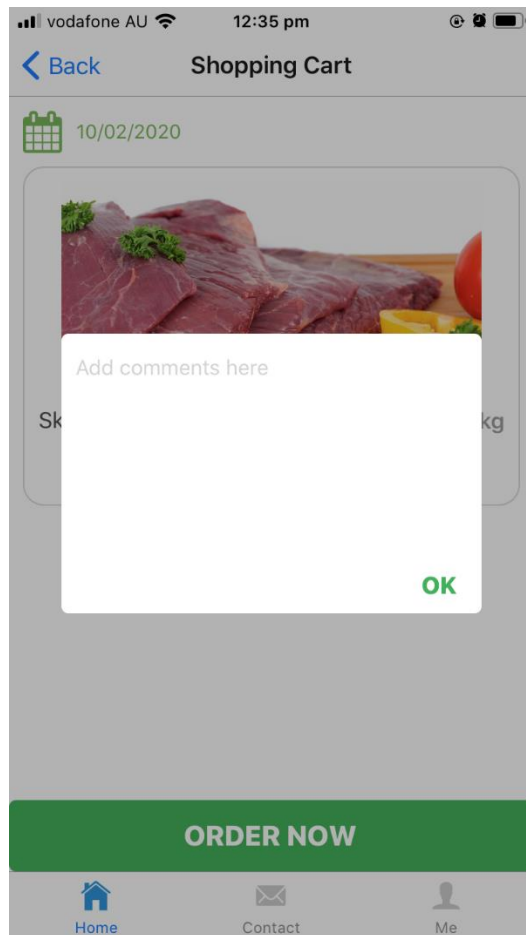
4) Press CHECKOUT on the right bottom when finish select items.



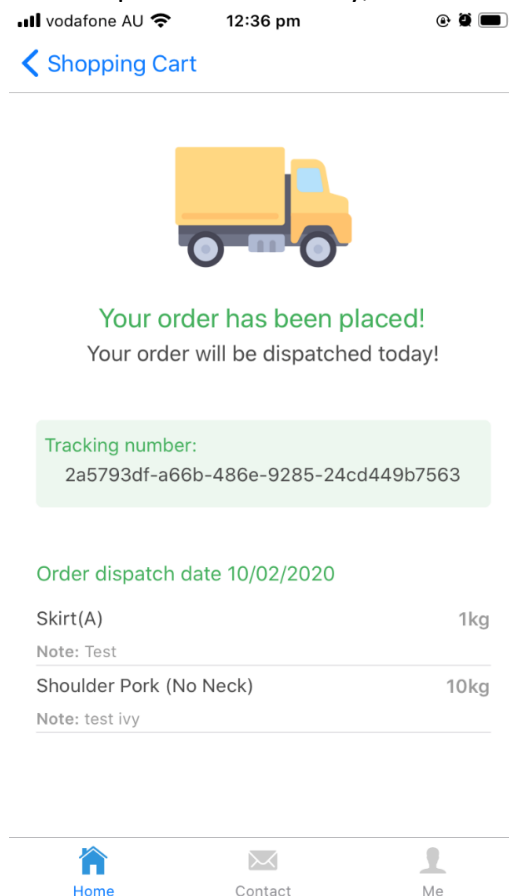
5) Press the calendar to change the **DELIVERY DATE**,



6) Press the notebook logo to put in request if you need to,



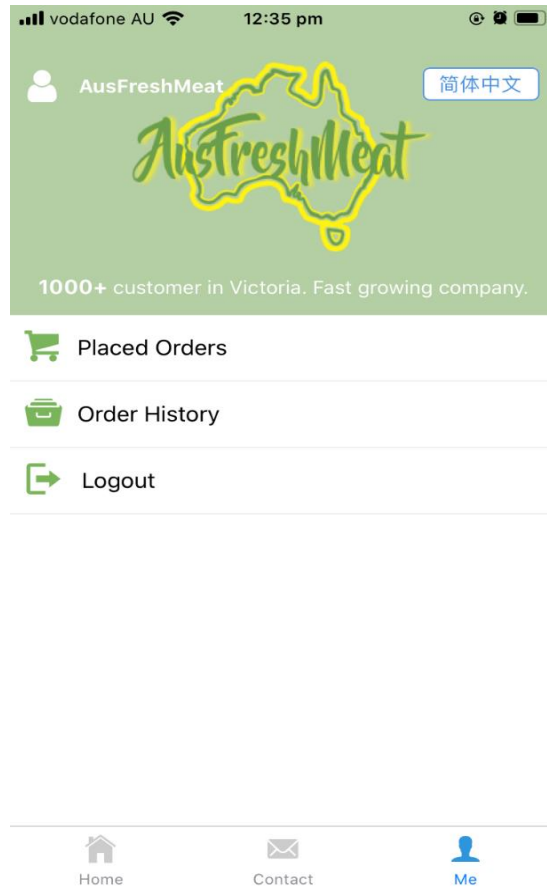
- 7) Press **ORDER NOW** to place your order,
- 8) When the order has placed successfully, there is an order confirmation,



- 9) You would also receive an email confirmation, please check your email (*it may in the junk mailbox*),
- 10) Please put in your order before 4am in the morning, or we will process it as next day order.

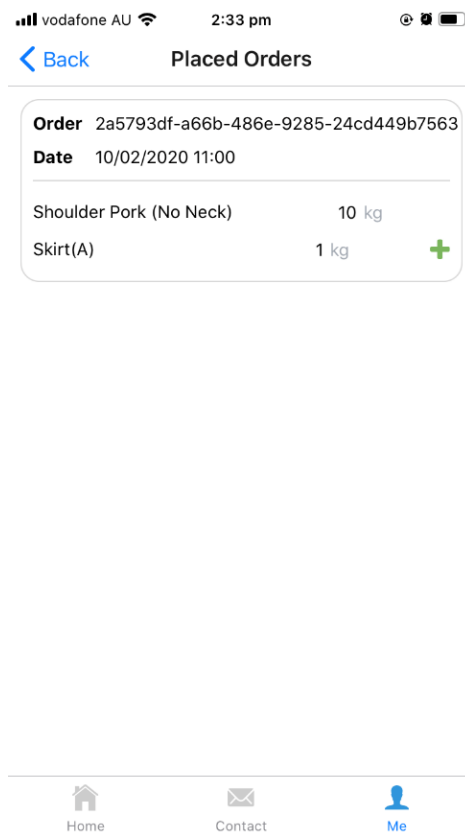
5. **Check placed order** (*The order has been place, but not delivered*)

1) Press Me,



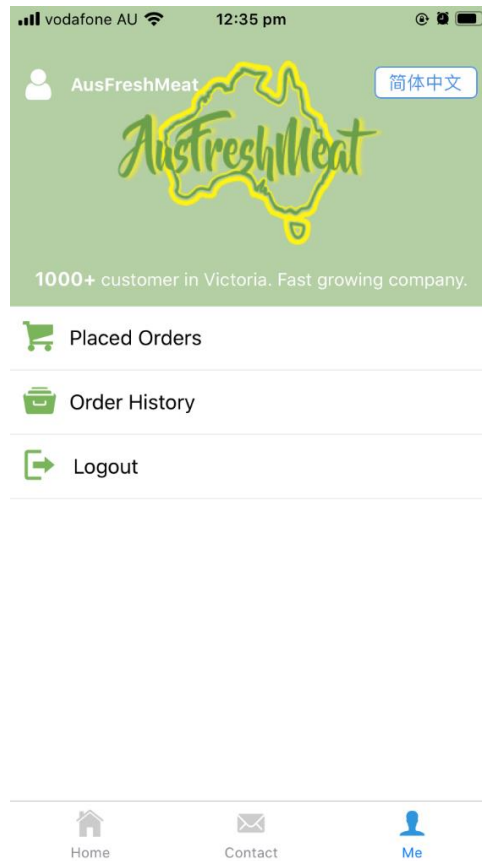
2) Press **Placed Orders**,

In this way, you can confirm your order has been placed. And if you need to add or change your order, you can place a new order and put a note said add order or new order delete the last order.



6. Check Order History

1) Press **Home** and press **Order history**,



2) You can check all pervious orders.

if press + on the right hand side, the item be will added in shopping cart. So no need to search again.

